
Raiffeisenbank a.s.

Investor report - information about Cover Pool

as of 30.06.2018

Covered Bonds Key Facts

Total Outstanding [CZK eq.]:	24 946 649 695
here of CZK denominated bonds:	0
here of EUR denominated bonds:	24 946 649 695

Overcollateralization

Current Overcollateralization:	106,2%
Overcollateralization consistent with current rating:	0,0%

Credit Ratings (Moody's)

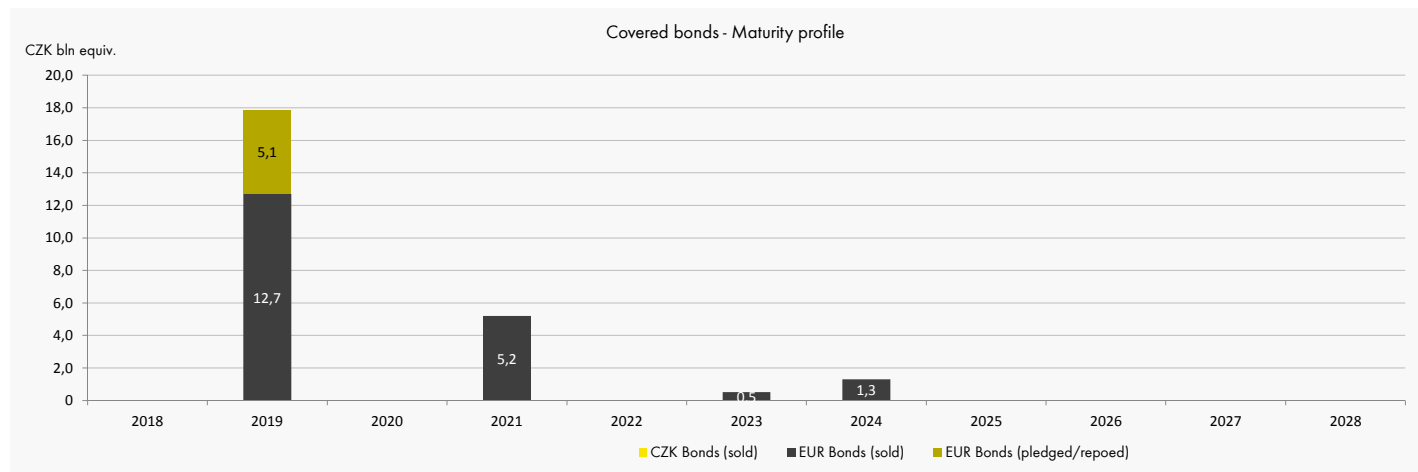
Issuer's Rating	Baa1
CB Rating	Aa3

Cover Pool Key Facts

Asset balance [CZK] :	51 431 343 925
here of CZK denominated mortgages	51 431 343 925
Average loan balance :	1 630 154
Number of loans :	31 550
Number of borrowers :	29 922
Number of properties :	34 502
WA remaining term (in months) :	253
WA seasoning (in months) :	54

Loans to Employees	3,57%
Borrower concentration: 10 largest borrowers	0,47%
WA Margin on Fixed Rate Loans	1,44%
WA Interest Rate on Fixed Rate Loans	2,27%
Loans in Arrears > 90 days	0%
WA indexed LTV	55,5%

Covered Bonds Overview



Covered Bonds Detail

ISIN	Currency	Issue Date	Maturity Date	Issued Amount	Sold Amt	Pledged/Repoed Amt	Retained Amt	Coupon	Interest Rate Type
XS1132335248	EUR	5.11.2014	5.11.2019	700 000 000	489 000 000	197 744 000	13 256 000	0,75% Fixed	
XS1574150261	EUR	8.3.2017	8.3.2021	300 000 000	200 000 000	0	100 000 000	0,50% Fixed	
XS1574149842	EUR	8.3.2017	8.3.2022	300 000 000	0	0	300 000 000	0,63% Fixed	
XS1574150857	EUR	8.3.2017	8.3.2023	300 000 000	20 000 000	0	280 000 000	0,88% Fixed	
XS1574151236	EUR	8.3.2017	8.3.2024	300 000 000	50 000 000	0	250 000 000	1,13% Fixed	

Note: ISIN XS1132335248 tapped by EUR 200 mio in 2016/07

CRR eligibility

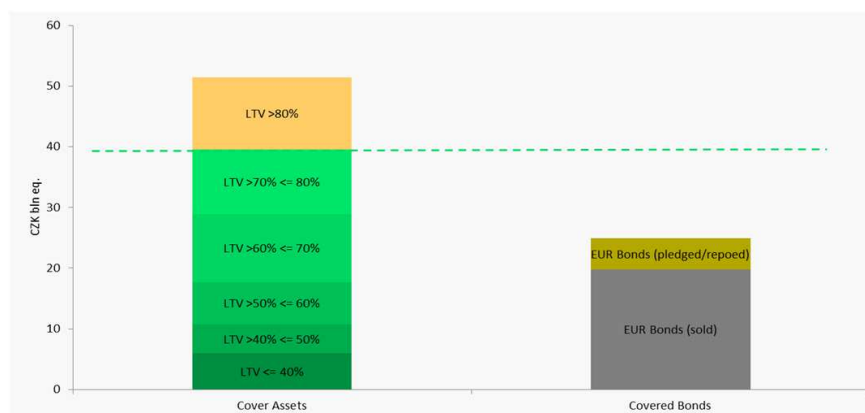
Covered Bonds issued by Raiffeisenbank a.s. are subject to treatment according to **Article 161(1)(d)** of the CRR and therefore are less capital consumptive for potential investors.

Article 129 of the CRR sets out requirements on the collateral of covered bonds which are subject to preferential treatment, relevant eligibility criteria for assets in cover pool of the Bonds are:

(i) (mortgage) loans secured by residential property up to the lesser of the principal amount of the liens that are combined with any prior liens and 80 % of the value of the pledged properties (the 80 per cent. LTV Limit) pursuant to **Article 129(1)(d)(i)** of the CRR

(ii) alternative eligible assets specified in **Article 129(1)(a) to (c)** of the CRR (the Alternative Assets).

- This condition (i) is ensured by comparison of Outstanding of the Bonds with total current balances of Mortgage Loans in the Cover Pool with LTV limit **below or equal to 80 per cent.:**



- Cover pool doesn't contain any alternative eligible assets as of 30.6.2018

- Requirement on regular publishing of information concerning cover pool, which is set out by **Article 129(7)** of CRR is ensured by this Investor Report, which is published on quarterly basis.

- Requirements on valuation of mortgaged properties, which are set out by **Article 208** and **Article 229(1)** of CRR are ensured by internal procedures of Raiffeisenbank a.s., which are aligned with ECB recommendations and guidelines and which are even more conservative in certain aspects:

- Value of collateral is revaluated only in case of depreciation of the mortgaged property, in the other case evidenced value of collateral remains unchanged
- Value of property is monitored and revaluated with annual frequency for residential properties

Raiffeisenbank a.s. can provide on request a Memorandum by Allen & Overy (Czech Republic) LLP, which covers the CRR eligibility in more detail.

Cover Pool Detail (1)



Interest Rate Type	Number of Loans	%	Current Balance	%
Fixed rate with reset <=2 years	656	2,08%	627 343 748	1,22%
Fixed rate with reset >=2 but <5 years	13 237	41,96%	22 063 333 989	42,90%
Fixed rate with reset >=5 years	17 484	55,42%	28 412 331 036	55,24%
Floating rate	173	0,55%	328 335 152	0,64%

LTV ranges distribution	Number of Loans	%	Current Balance	%
0 <= 40%	7 315	23,19%	5 968 689 345	11,61%
>40% <= 50%	3 475	11,01%	4 754 824 532	9,24%
>50% <= 60%	4 266	13,52%	6 983 125 202	13,58%
>60% <= 70%	6 103	19,34%	11 148 257 730	21,68%
>70% <= 80%	5 107	16,19%	10 683 309 673	20,77%
>80% <= 85%	2 960	9,38%	6 475 363 113	12,59%
>85% <= 90%	1 794	5,69%	4 166 833 994	8,10%
>90% <= 95%	284	0,90%	677 064 747	1,32%
>95% <= 100%	134	0,42%	370 044 515	0,72%
>100% <= 105%	24	0,08%	54 720 354	0,11%
>105%	88	0,28%	149 110 719	0,29%

Cover Pool Detail (2)

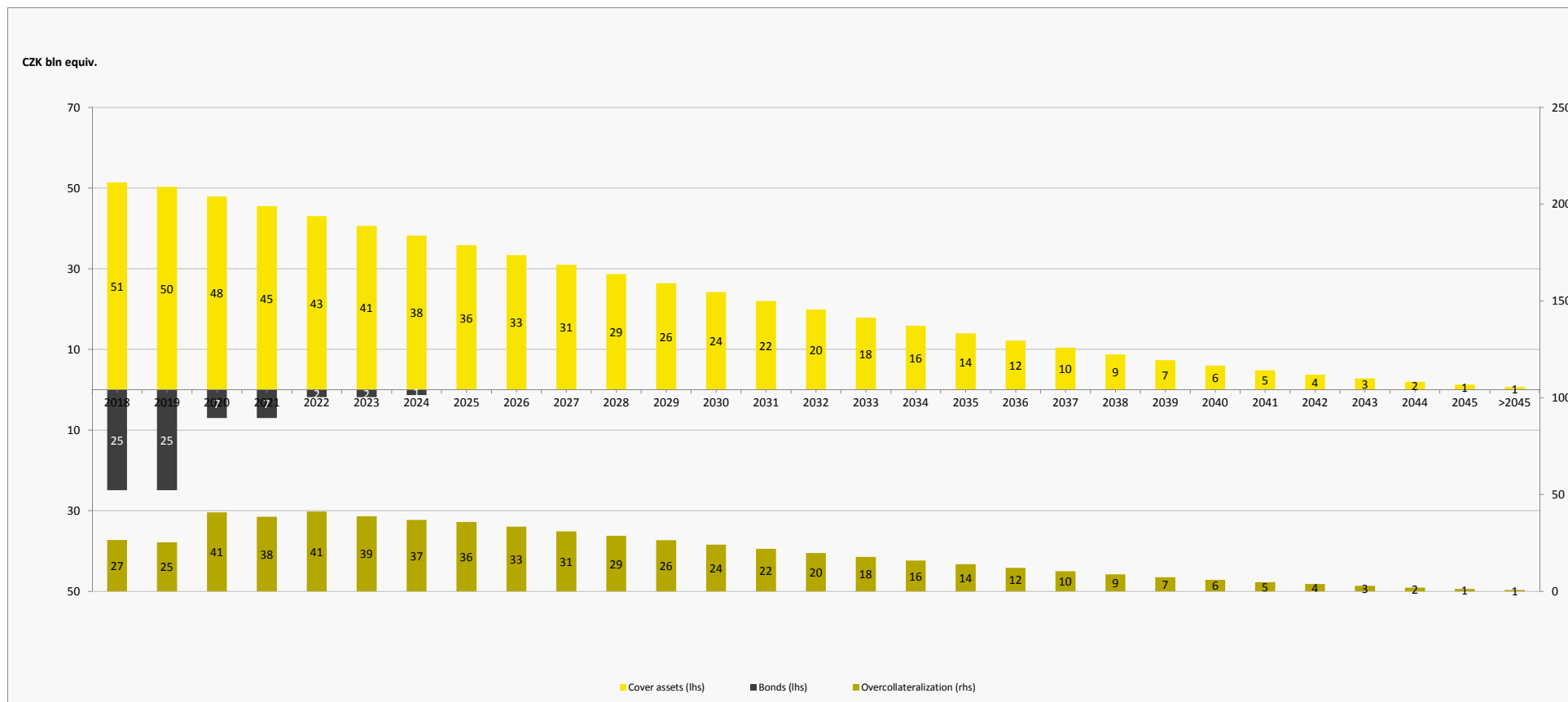
Seasoning [months]	Number of Loans	%	Current Balance	%
< 12	2 190	6,94%	4 396 680 916	8,55%
>=12 < 24	3 860	12,23%	7 433 576 602	14,45%
>=24 < 36	4 979	15,78%	9 229 486 079	17,95%
>=36 < 60	7 259	23,01%	12 891 467 018	25,07%
>=60	13 262	42,03%	17 480 133 309	33,99%

Distribution by volume [CZK]	Number of Loans	%	Current Balance	%
0 <= 500.000	4 361	13,82%	1 418 200 576	2,76%
>500.000 <= 1.000.000	7 164	22,71%	5 395 019 812	10,49%
>1.000.000 <= 1.500.000	6 266	19,86%	7 808 510 311	15,18%
>1.500.000 <= 2.000.000	4 808	15,24%	8 375 757 796	16,29%
>2.000.000 <= 2.500.000	3 338	10,58%	7 467 589 561	14,52%
>2.500.000 <= 3.000.000	2 218	7,03%	6 069 900 932	11,80%
>3.000.000 <= 5.000.000	2 715	8,61%	10 064 456 503	19,57%
>5.000.000 <= 10.000.000	612	1,94%	3 892 559 455	7,57%
>10.000.000 <= 50.000.000	68	0,22%	939 348 978	1,83%
> 50.000.000	0	0,00%	0	0,00%

Principal Payment Frequency	Number of Loans	%	Current Balance	%
Monthly	31 383	99,47%	51 284 193 372	99,71%
Bullet	149	0,47%	128 788 797	0,25%
Other	18	0,06%	18 361 755	0,04%

Geographical Distribution	Number of Loans	%	Current Balance	%
Prague	5 298	16,79%	12 586 172 092	24,47%
The South Moravian Region	3 750	11,89%	5 880 496 631	11,43%
The South Bohemia Region	2 187	6,93%	3 009 179 907	5,85%
The Karlovy Vary Region	709	2,25%	761 413 810	1,48%
The Vysočina Region	857	2,72%	1 046 000 345	2,03%
The Hradec Králové Region	1 108	3,51%	1 578 782 602	3,07%
The Liberec Region	1 516	4,81%	2 135 320 569	4,15%
The Moravian-Silesian Region	3 180	10,08%	4 431 141 591	8,62%
The Olomouc Region	1 514	4,80%	2 037 372 143	3,96%
The Pardubice Region	1 433	4,54%	2 031 146 603	3,95%
The Pilsen Region	1 442	4,57%	1 915 229 003	3,72%
The Central Bohemia Region	5 474	17,35%	10 260 913 907	19,95%
The Zlín Region	1 151	3,65%	1 506 763 422	2,93%
The Ústí Region	1 931	6,12%	2 251 411 300	4,38%

Overcollateralization Detail



Disclaimer

This information has been prepared by Raiffeisenbank a.s., Hvězdova 1716/2b, Prague 4, identification number: 49240901, registered in the Commercial Register maintained by the City Court in Prague, section B, entry 2051, the Czech Republic. Raiffeisenbank a.s. is authorised and regulated by the Czech National Bank.

The information in this presentation is based on carefully selected sources believed to be reliable. However, we do not make any representation as to its accuracy or completeness. Any opinions herein reflect our judgement at the date hereof and are subject to change without notice. Any investments presented in this presentation may be unsuitable for the investor depending on his or her specific investment objectives and financial position. Any reports provided herein are provided for general information purposes only and cannot substitute the obtaining of independent financial advice. Private investors should obtain the advice of their banker/broker about any investments concerned prior to making them. Nothing in this publication is intended to create contractual obligations.

We specifically disclaim any liability for any loss, claim or damage suffered by you or any third party resulting directly or indirectly from any use of or reliance on the information. Without prejudice to the above, this presentation is not a prospectus for the purposes of EU Directive 2003/71/EC.

Equally, this information is not for distribution or forwarding directly or indirectly in or into the United States, United Kingdom, Italy, Canada, Japan, Australia or South Africa or to any other jurisdiction where distribution or forwarding would be prohibited by applicable law.

Any forward-looking statements contained herein are based on historical hypothetical performance under specified conditions. Any opinion, plan, forecast, or other statement of a forward-looking nature reflects our judgement based on information available at the time of the preparation of this document and are subject to change without notice. These forward-looking statements are subject to certain risks and uncertainties that could cause the actual results to differ materially from those stated or implied. Any forward or future performance figures shown are based on past performance, and are not a reliable indicator for future performance and should not be used as such in any circumstance.

This information may not be passed on or reproduced in whole or part under circumstances without written consent of Raiffeisenbank a.s.